

AirScrape® Worksheet

Technical Data Sheet

Company name

Date

Material

Type

Max. Temperature °C

Max. Lump size mm

In ATEX area? yes no

Transfer Point

Belt width mm

Transfer chute length mm

Belt speed m/s

Trough angle X °

Belt overhang right Gr mm

Belt overhang left Gl mm

Chute / conveyor angle Y °

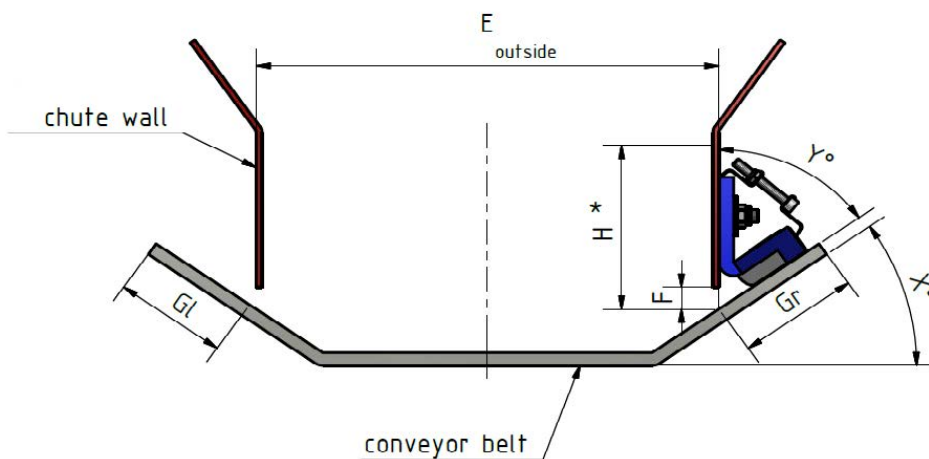
Continuous free mounting area for AirScrape® H mm

Distance chute / conveyor F mm

Chute wall distance outside for DustScrape E mm

Overloading possible? yes no

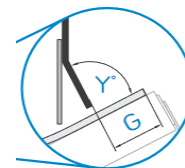
Cross section of a transfer point



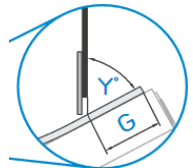
* continuous free mounting area for AirScrape®

Transfer Point type:

Variant 1:



Variant 2:



Variant 3:

